ORANGE COUNTY
SHERIFF'S OFFICE

Pine Hills Community Crime Initiative

Overview

- Historical Crime Statistics
- Joint Violent Crime Intervention and Reduction Initiative Task Force
- Four-Pronged Approach to Combat Violent Crime
- Operation R.I.S.E.
- Recommended Board Considerations

Countywide Overview

OCSO - UCR YEARLY FDLE FINAL REPORTS										
CLASS OF OFFENSES	2011	%	2012	%	2013	%	2014	%	2015	%
Murder	57	5.7	49	-14	49	0	71	44.9	53	25%
Forcible Sex Offenses	623	1.3	682	9.5	659	-3.4	730	-9.7	742	2%
Robbery	1,345	-4	1,208	-10.2	1,416	17.2	1,438	2	1,406	2%
Aggravated Assault	3,301	-0.8	2,979	-9.8	3,120	4.7	3,312	6	3,256	2%
TOTAL VIOLENT	5326	-1%	4918	-8%	5244	7%	5551	6%	5457	-2%
Burglary	8,705	4.7	8,728	0.3	7,910	-9.4	6,760	-15	6,701	-1%
Larceny	16,344	-1.5	16,095	-1.5	17,562	9.1	17,333	-1	17,040	0
Motor Vehicle Theft	2,299	3.7	2,372	3.2	2,000	-15.7	2,018	1	2,229	2%
TOTAL NON-VIOLENT	27,348	1%	27,195	-1%	27,472	1%	26,111	-5%	25,970	-1%
TOTAL COMBINED OFFENSES	32,674	0.50%	32,113	-1.70%	32,716	1.90%	31,662	-3.20%	31,427	-1.00%

The accuracy of this information is based solely on the reports received by the Crime Analysis Unit during specified crime periods. This report was prepared by the Crime Analysis Unit and is not comparable, nor reflective of the FDLE Uniform Crime Reporting (UCR) Program. For UCR Statistics, please visit: http://www.fdle.state.fl.us/cms/FSAC/UCR-Reports.aspx.

Pine Hills
(Including BCC Districts 2 and 6)

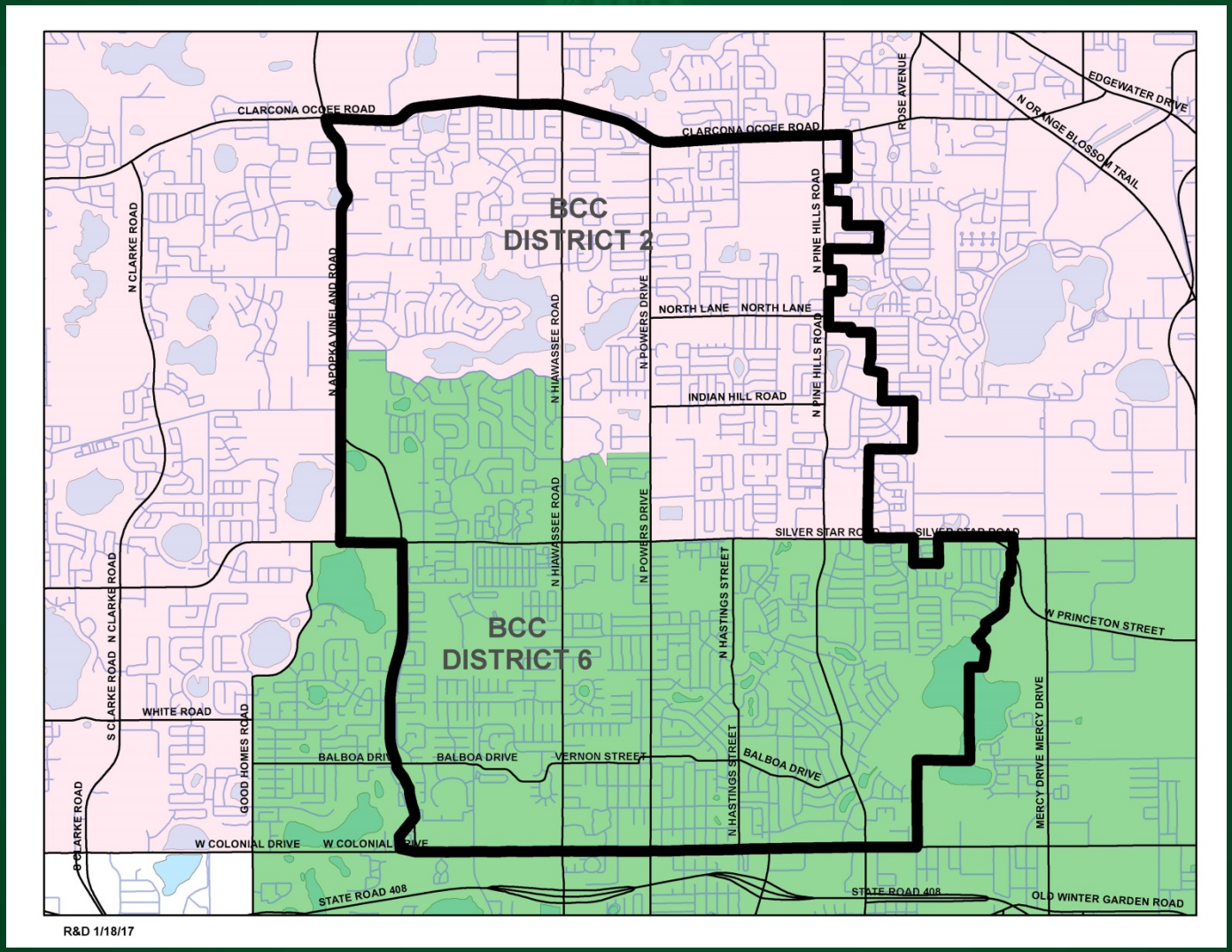

OCSO Pine Hills Box
(Including BCC Districts 2 and 6)

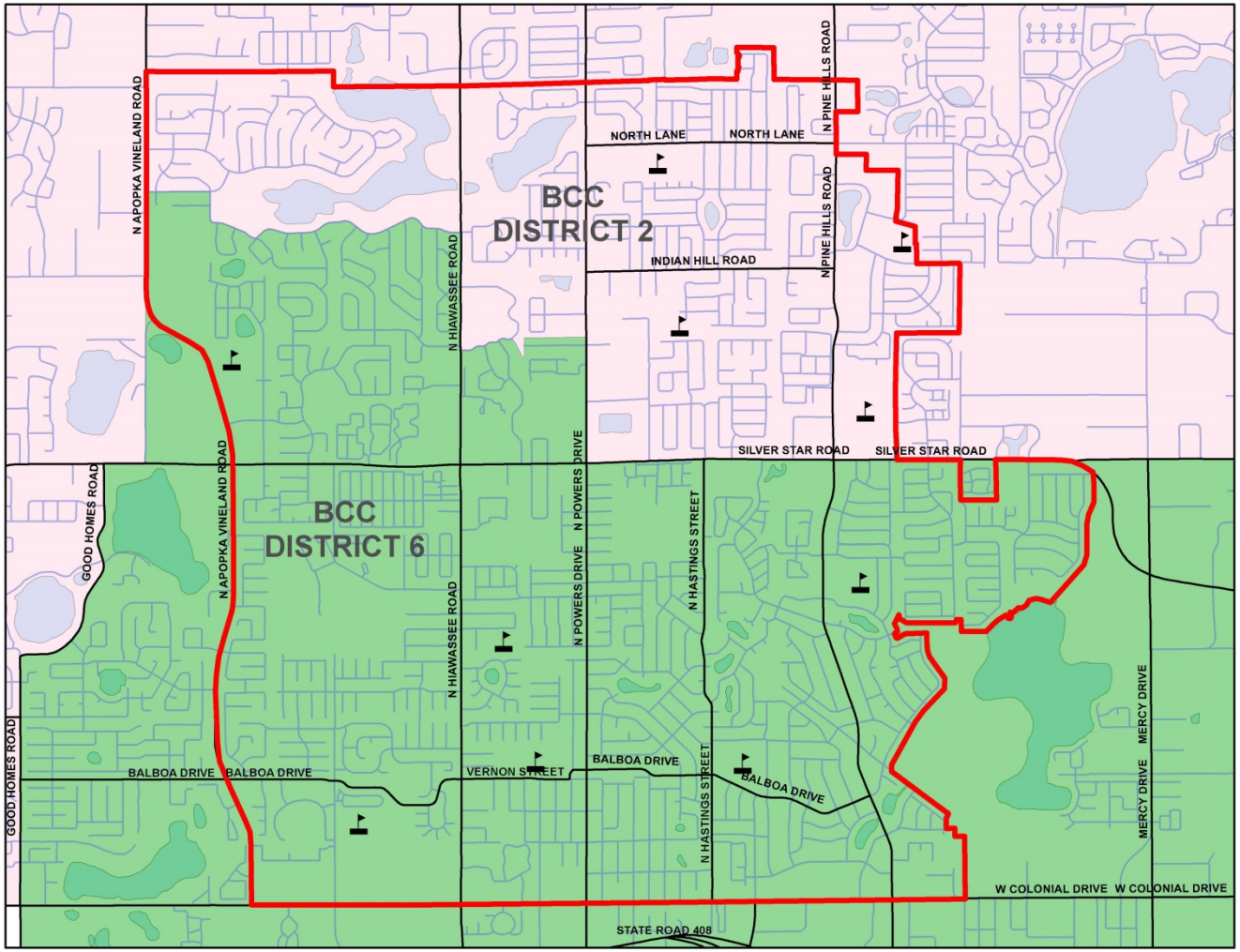

OCSO Pine Hills Violent Crimes
Past 5 Years (2012-2016)

Pine Hills Violent Crimes - Yearly Totals					
CRIME TYPE	**2012**	**2013**	**2014**	**2015**	**2016**
AGGRAVATED PERSONS	224	254	260	265	287
HOMICIDE	9	9	10	11	15
ROBBERY	224	268	233	216	191
TOTAL	**457**	**531**	**503**	**492**	**493**

Since 2012:

- Aggravated Persons – Increase of 28%
- Homicide – Increase of 67%
- Robberies – Decrease 15%

Pine Hills Demographics

- Race/Ethnicity
  - Black – 67.6%
  - White – 19.6%
  - Hispanic/Latino – 13.9%
- Gender
  - Male – 47%
  - Female – 53%
- Age
  - Under 18 – 29.8%
  - 18-65 – 61%
  - Over 65 – 9.2%

Source: 2010 Census Data (Pine Hills CDP)

OCSO Homicide Victim Demographics

Past 5 Years

- **56% Black Male**
- **35% Under 25 Years Old**

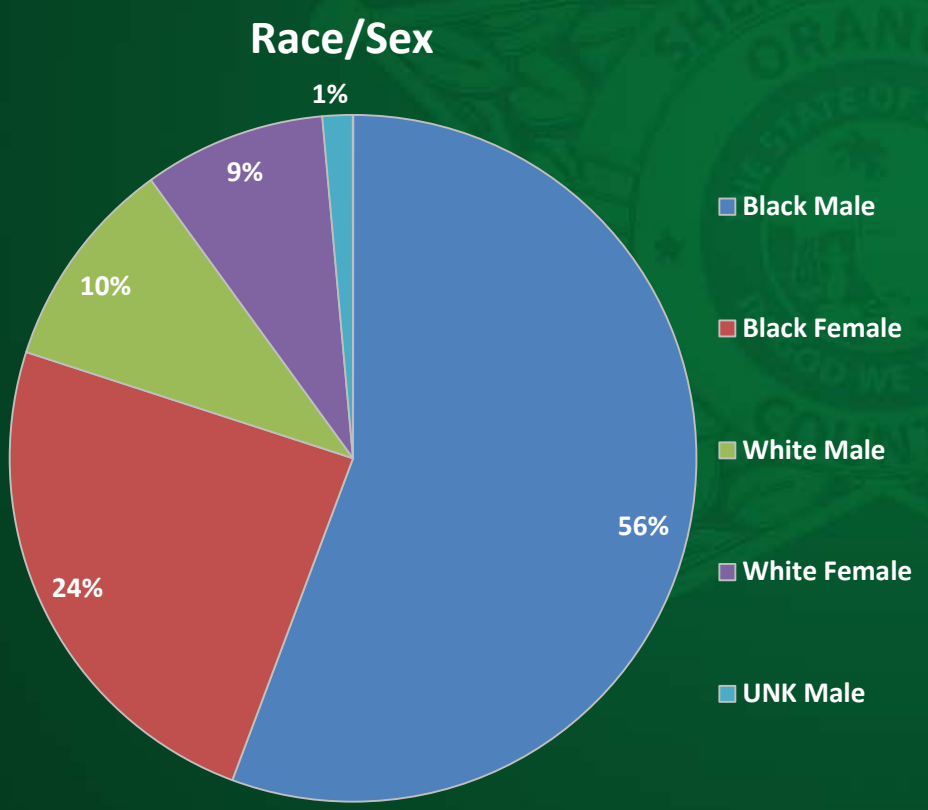

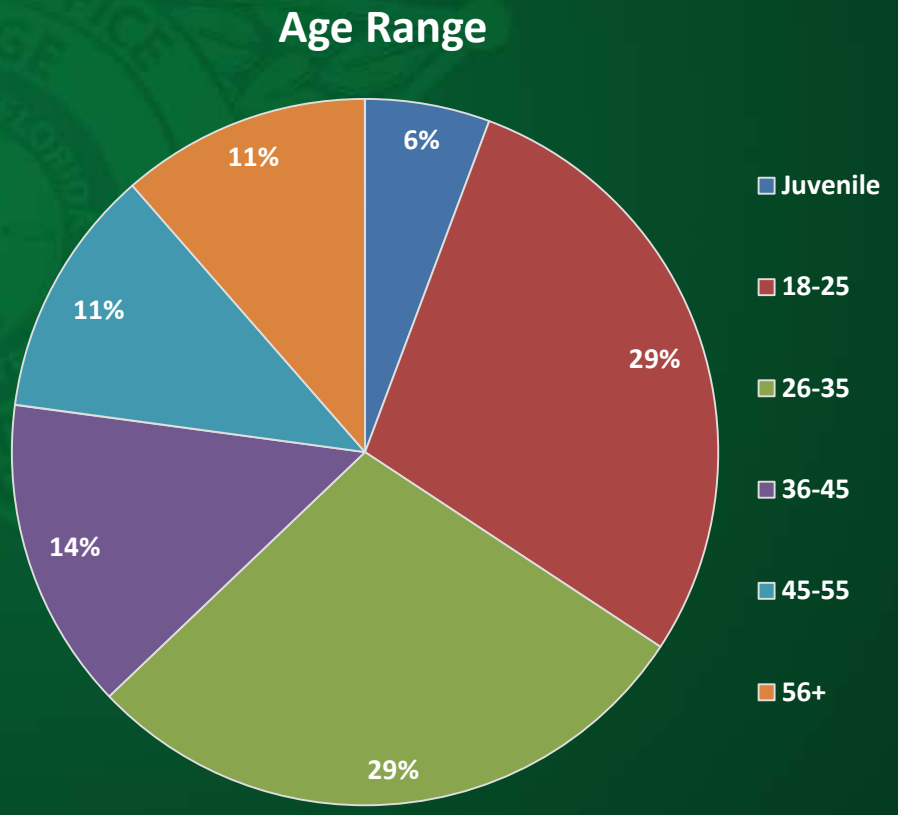

OCSO Homicide Suspect Demographics

Past 5 Years

- **67% Black Male**
- **67% Under 25 Years Old**

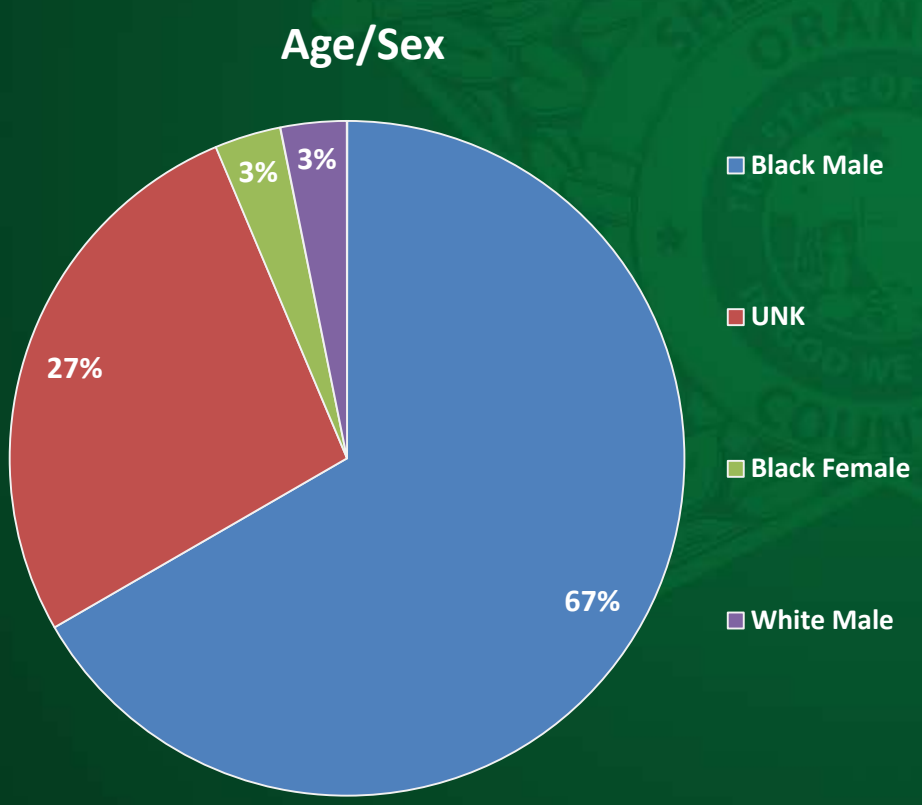

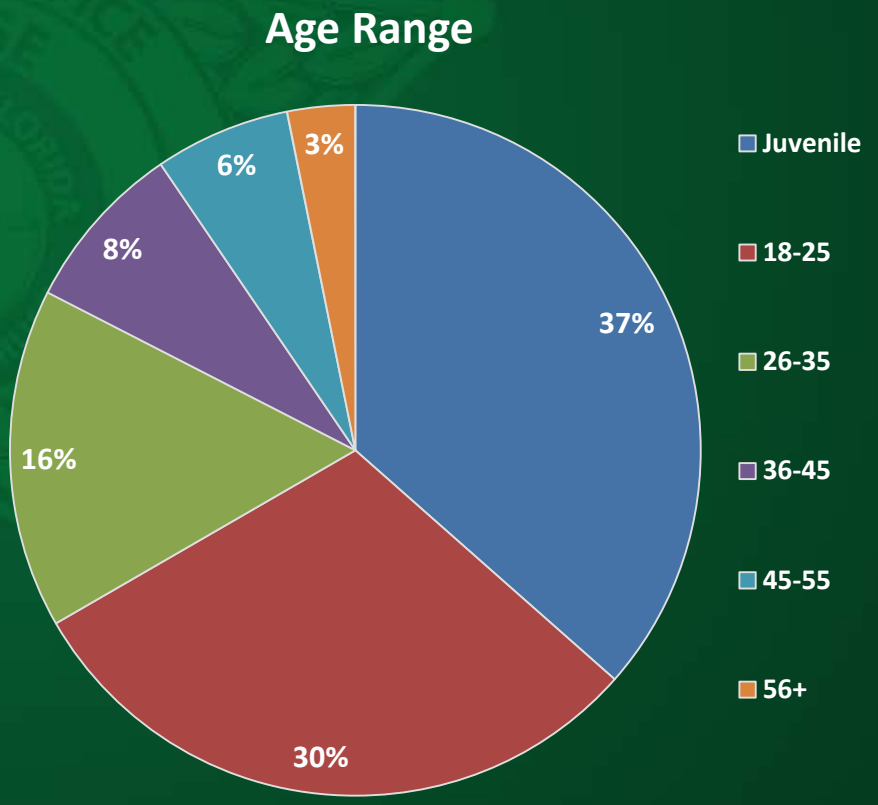

OCSO Aggravated Persons & Robbery Victim Demographics

Past 5 Years

- **42% Black Male**
- **50% Under 25 Years Old**

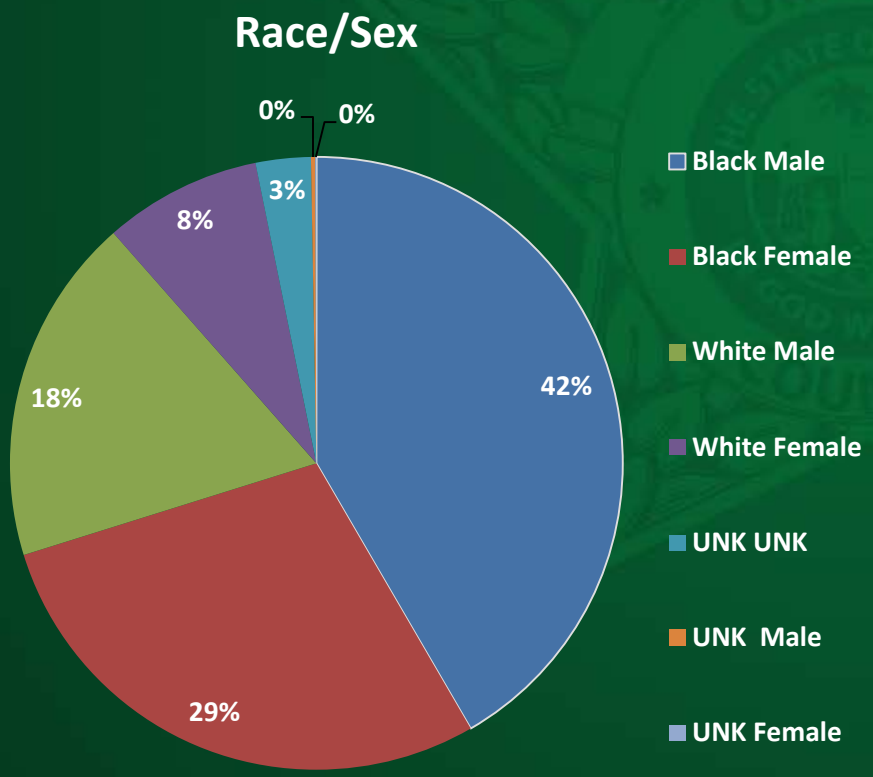

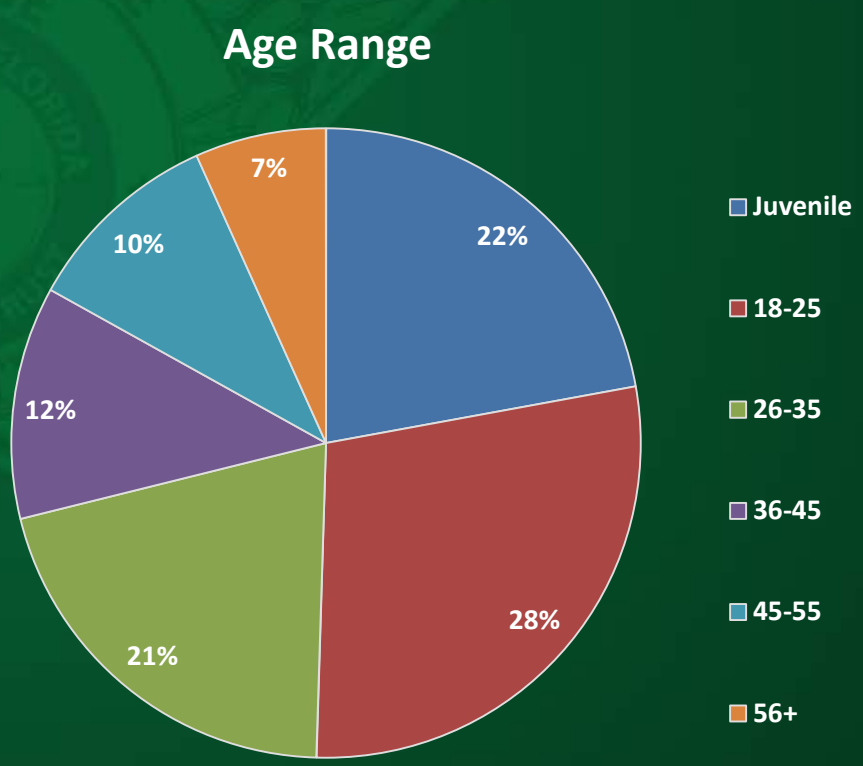

OCSO Aggravated Persons & Robbery Suspect Demographics

Past 5 Years

- **69% Black Male**
- **80% Under 25 Years Old**

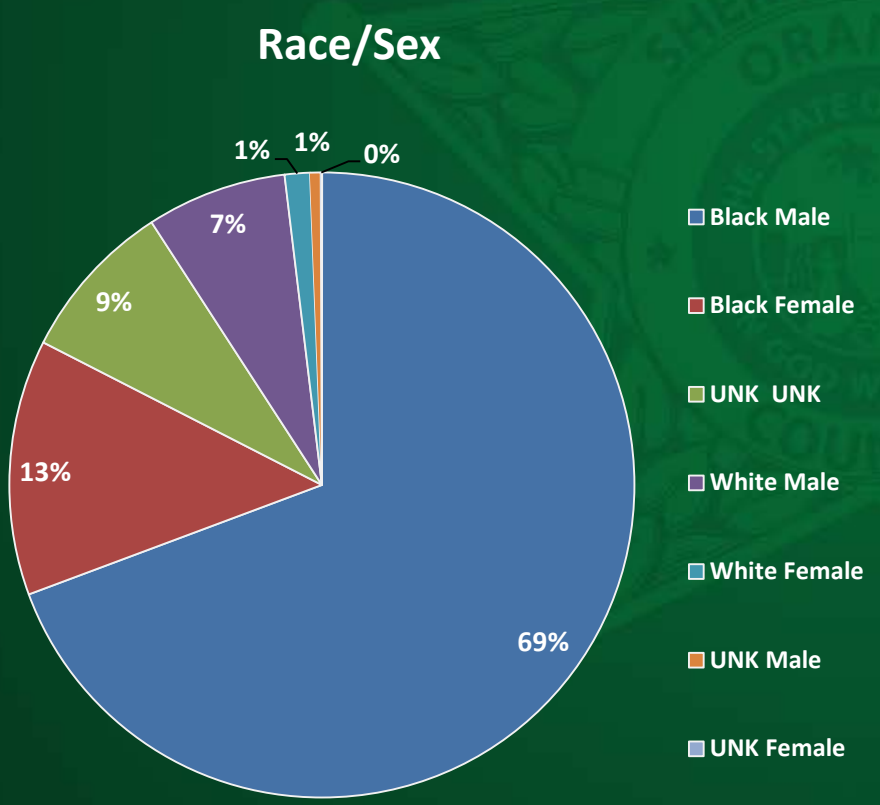

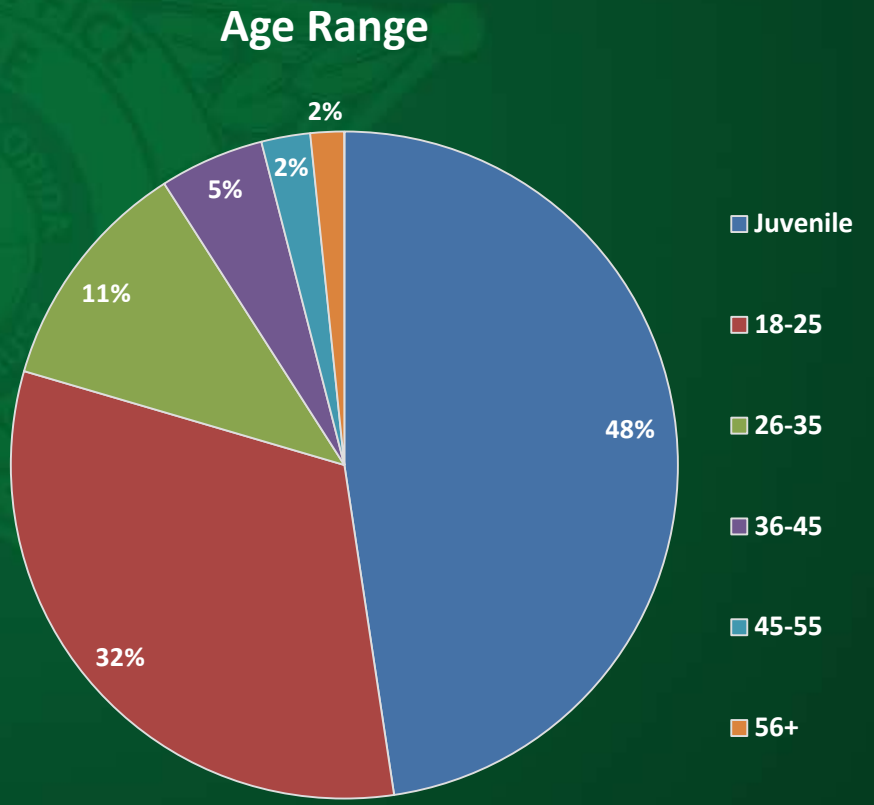

Pine Hills Crime Trends for past 5 Years

Crime Trends

- Increased Auto Burglaries
- Decreased Residential Burglaries
- Increased Shots Fired (Calls For Service)
  - 66% increase since 2012

Auto Burglary Trend

25% Increase of unsecured vehicles – 2015 vs. 2016

PINE HILLS BURG AUTO

2012 – 2017 MONTHLY COMPARISON CHART

AS OF 12/31/2016

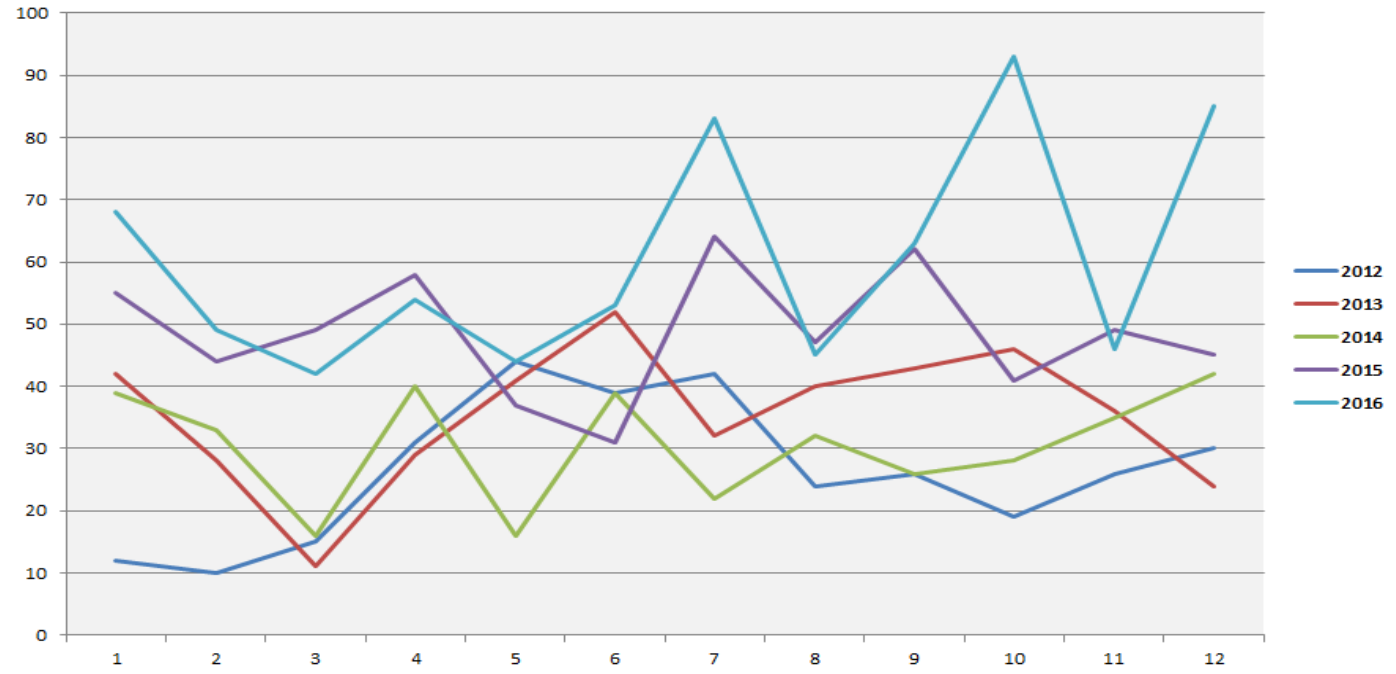

	JAN	FEB	MAR	APR	MAY	JUN	JUL	AUG	SEP	OCT	NOV	DEC	Total	YTD
2012	12	10	15	31	44	39	42	24	26	19	26	30	318	318
2013	42	28	11	29	41	52	32	40	43	46	36	24	424	424
2014	39	33	16	40	16	39	22	32	26	28	35	42	368	369
2015	55	44	49	58	37	31	64	47	62	41	49	45	582	582
2016	68	49	42	54	44	53	83	45	63	93	46	85	725	725
MAvg	43	33	27	42	36	43	49	38	44	45	38	45		

Residential Burglary Trend

4% decrease – 2015 vs. 2016

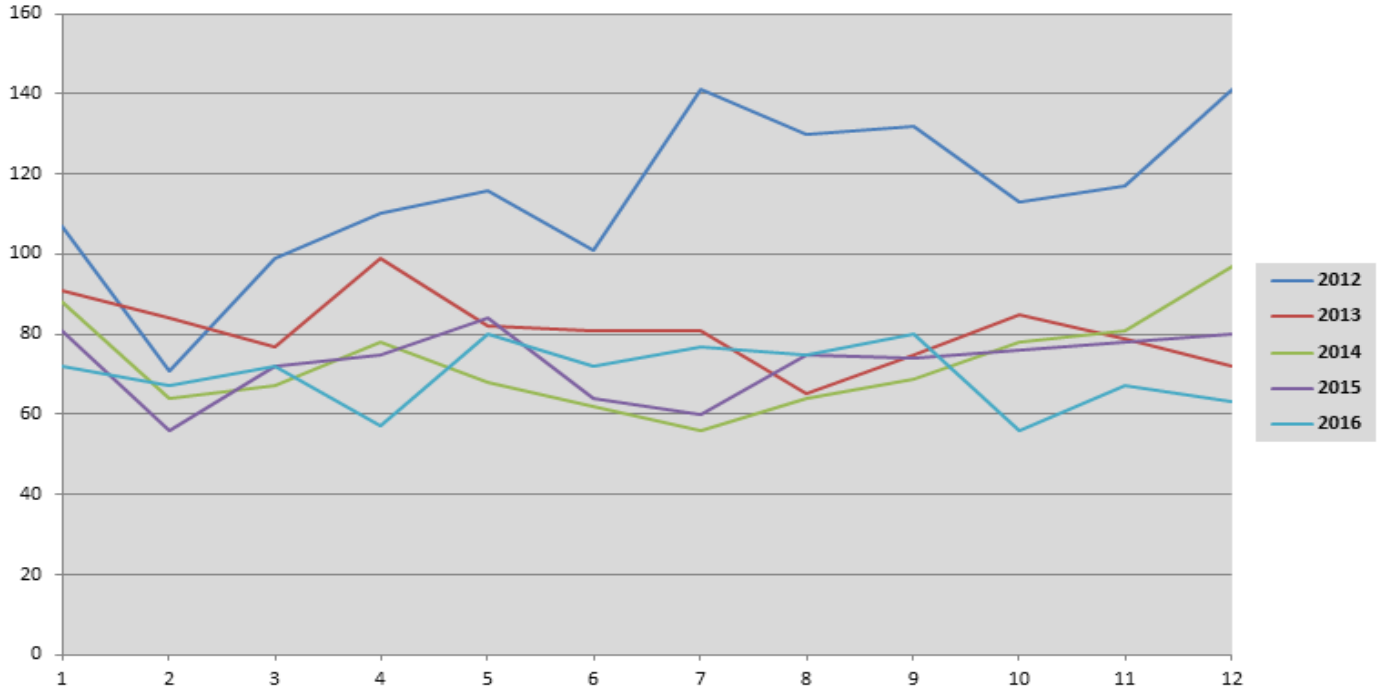

	JAN	FEB	MAR	APR	MAY	JUN	JUL	AUG	SEP	OCT	NOV	DEC	Total	YTD
2012	107	71	99	110	116	101	141	130	132	113	117	141	1378	1378
2013	91	84	77	99	82	81	81	65	75	85	79	72	971	971
2014	88	64	67	78	68	62	56	64	69	78	81	97	872	872
2015	81	56	72	75	84	64	60	75	74	76	78	80	875	875
2016	72	67	72	57	80	72	77	75	80	56	67	63	838	838
MAvg	88	68	77	84	86	76	83	82	86	82	84	91		

Pine Hills – Shots Fired (Calls for Service) 2016

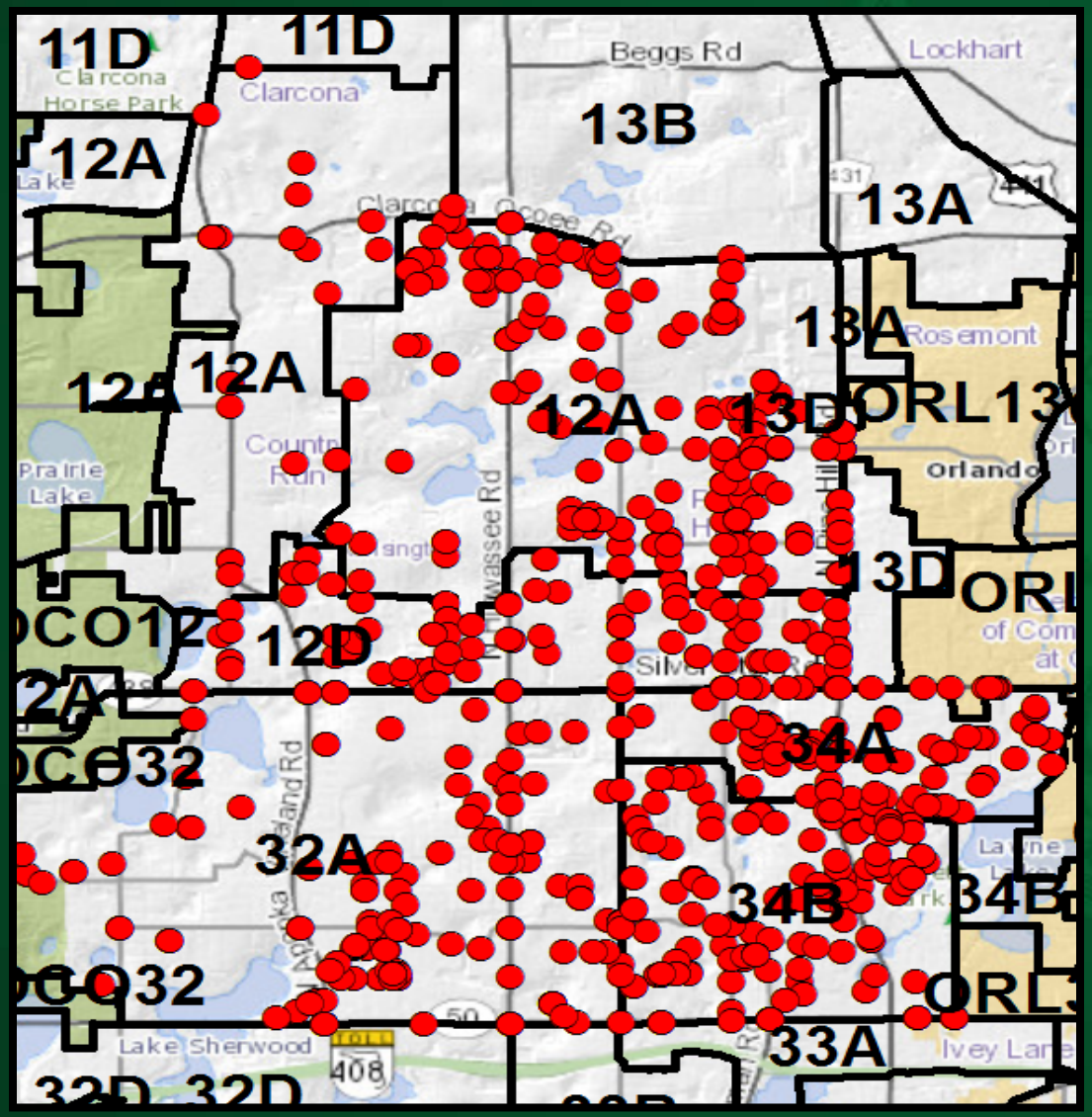

There were 842 Calls for Service Shots Fired from 1/1/2016 to 12/31/2016

"The accuracy of this information is based solely on the reports received and coded in the RMS Incident Property module during the specified crime periods." **Created by Firearms Inv. Analyst III, Deborah Wright**

Pine Hills – Shots Fired (Calls for Service)

10/01/2016 YTD 01/03/2017

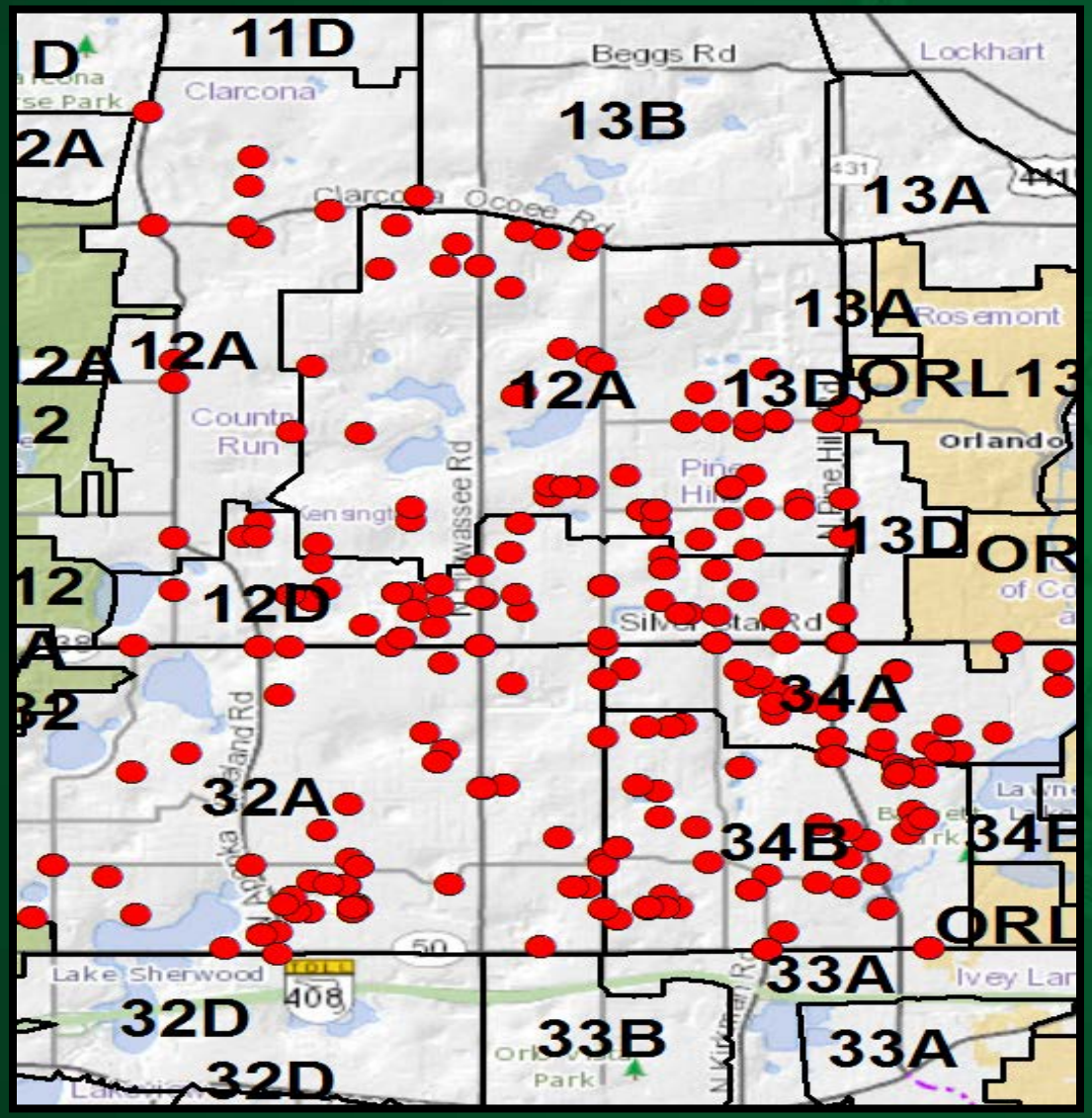

There were 301 Calls for Service Shots Fired from 10/1/2016 to 1/3/2017

"The accuracy of this information is based solely on the reports received and coded in the RMS Incident Property module during the specified crime periods."

Created by Firearms Inv. Analyst III, Deborah Wright

Joint Violent Crime Intervention and Reduction Initiative

History

- May 13, 2016 - Violent Crime Intervention and Reduction Forum at Valencia College.
- As a result, four subcommittees were developed: **Prosecution, Enforcement, Intervention** and **Prevention**.

Subcommittees were designed to:

- Be community led
- Identify problems and develop solutions
- Develop crime reduction strategies
- In partnership with law enforcement, implement the crime reduction strategies

Joint Violent Crime Intervention and Reduction Initiative

- Committee members were sought out to be representative of the community
- Members traveled to other communities to learn about their successes
- The various subcommittees have been meeting every 3-4 weeks to develop crime reduction strategies for their respective subcommittees.

Subcommittee Leadership

Prevention
- Cory Johns – Civilian Co-Chairman
- Jay Adams – Civilian Co-Chairman

Intervention
- Ramon Ojeda – Civilian Chairman

Enforcement
- Pastor Michael Kimbrough – Civilian Chairman
- Lieutenant Jose Campina – OCSO Facilitator
- Lieutenant Tory Wright – OCSO Facilitator
- Sergeant Ira Morris – OPD Facilitator

Prosecution
- Steve Foster – Civilian Chairman

Four-Pronged Approach

Prevention

- Identification of the problem from various viewpoints in order to determine the most effective way to target our youth. Target age will start at elementary school age youth while allowing the program to transition with the youth into middle and high school

Intervention

- Redirects the activities of young offenders and those at-risk of engaging in illicit activities or gang involvement. Such programs may involve sports, scouting, exploring, or other positive activities.

Four-Pronged Approach

Enforcement

- Statistical analysis on criminal activity to identify “Focus Areas” with increased criminal activity and then educate the community on the zero tolerance enforcement tactics

Prosecution

- The central mission of state and federal prosecutors is the enforcement of criminal statutes against the most dangerous offenders

Prevention
Preliminary Recommendations

- Work with Orange County Government representatives to provide crime prevention recommendations
  - Street lighting
  - Abandoned/Condemned Homes
  - Landscaping/Overgrown Trees
  - Security Cameras
- Identify stakeholders who are vital to the success of the initiative
- Identify area of focus to pilot program
- Mapping current programs/services in Pine Hills zip codes (32808/32818)
- Identify the target age group for recommended services

Intervention
Preliminary Recommendations

- Offer an intervention program outside of jail for first time adult non-violent offenders
  - The focus group will be first time non-violent offenders
  - Deferring the prosecution when appropriate
  - Applying long term counseling and therapy in an effort to reduce criminal behavior
  - The focus group for this model will be youthful offenders
- Collaborate with established community organizations that have demonstrated expertise and success in mentoring/counseling programs focused on at-risk youth

Enforcement
Preliminary Recommendations

- Engage in multi-county Regional Offender Operations
- Worst/Repeat Offenders Identification
  - Countywide
  - Score / Point driven
  - Identify Future Offenders
- Collaborate with Federal, State and Local Law Enforcement Agencies
- Expand the use of CFIX to identify regional crime trends
- When appropriate, utilize an alternative to arrest
  - Ensure law enforcement is using all available means to enforce the laws to include using Notices to Appear, any Diversion Programs available, and the use of Civil penalties instead of criminal penalties

Prosecution
Preliminary Recommendations

- Create an educational curricula of the criminal justice system and procedures to increase the citizen involvement for prosecution of criminal offenders

- Identify an area of focus to pilot the education program
  - Identify communities within Pine Hills and South Orange Blossom Trail for an educational program on criminal justice system and procedures

- Ensure the effective prosecution of habitual/repeat offenders, firearms offenses and gang members

Operation Restoring Inclusiveness, Safety and Empowerment (R.I.S.E.)

Overview

- Portions of the Pine Hills community continue to be a hub for violent crime. Additional resources and increased collaborative efforts from other agency units are required in order to get the area stabilized so that patrol units can then maintain order.

- The Orlando Police Department has seen a similar increase within their city limits adjacent to Pine Hills. As a result of this singularity, both law enforcement agencies have collaborated in a joint operation within their respective jurisdictions.

Operation R.I.S.E.

Goals

- Reduce crime and the fear of crime
- Foster a safer environment
- Empower the residents and business owners of the Pine Hills community to improve their quality of life

Results of OPERATION R.I.S.E.



December 16, 2016 to Jan 19, 2017

- Arrests made: **217**
- Cannabis seized: **4,912.7 grams**
- Powder Cocaine seized: **36.1 grams**
- Crack Cocaine seized: **1.8 grams**
- Traffic: **298 Citations / 1,405 Stops**
- Cash: (seized or submitted to evidence) **$23,042.27**
- Heroin: **14.8 grams**
- Xanax: **39 bars**
- MDMA: **10 pills**
- Guns Recovered: **26**

Summary

- Law Enforcement has a plan and is currently engaging the community for additional ideas
- Tactical Law Enforcement initiatives are currently showing success through Operation R.I.S.E.
- Law Enforcement working collaboratively with Orange County Government in crime prevention efforts

Future Board Considerations

- Additional funding for Security Cameras
- Funding for mentoring/counseling related programs
- Funding for post incarceration services (after care programs, substance abuse treatment, employment training, housing assistance, mental illness treatment, etc.)
- Additional Law Enforcement Personnel

Discussion/Questions